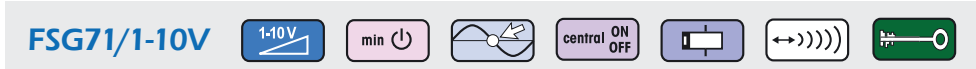


Wireless Actuator – Dimmer Switch Controller FSG71/1-10V for electronic ballast units 1-10V



Dimmer switch controller for electronic ballast units 1-10V, 1 NO contact not potentialfree 600VA and 1-10V control output 40mA. With adjustable minimum brightness and dimming speed. With switching operation for light alarm clocks, children's rooms and snooze function as well as constant light regulation and master-slave mode. Also with light scene control by PC or wireless pushbuttons. Encrypted wireless, bidirectional wireless and repeater function are switchable. Only 1.4 watt standby loss.

Mounting in the 230V power supply cord, e.g. in false ceilings and lamps. 166mm long, 46mm wide and 31 mm high. With cable fixation.

Zero passage switching with soft ON and soft OFF to protect lamps.

Also adapted for LED driver with 1-10V passive interface, without voltage source up to 0.6 mA, above this value an additional voltage source is necessary.

The brightness level is stored on switch-off (memory).

In case of a power failure the switch position and the brightness stage are stored and may be switched on when the power supply is restored.

The minimum brightness (fully dimmed) is adjustable **with the % rotary switch.**

The dimming speed is adjustable **using the dimming speed rotary switch.**

The load is switched on and off by a bistable relay at output EVG. Switching capacity for fluorescent lamps or LV halogen lamps with EVG 600VA.

By using a bistable relay coil power loss and heating is avoided even in the on mode.

After installation, wait for short automatic synchronisation before the switched consumer is connected to the mains.

The pushbuttons can be taught-in either as direction pushbuttons or universal pushbuttons:

As a direction pushbutton, press up is brighter and press down is darker respectively above short pressing means switch ON and below short pressing switch OFF. A double click above activates automatic updimming until full brightness with dim speed. A double click below activates snooze function. The children's room function will be realized with the upper switch.

As a universal pushbutton, change the direction by briefly releasing the pushbutton. With switching operation for children's rooms and snooze function.

Light alarm circuit: An appropriately taught-in timer wireless signal starts the wake-up function by switching on the lighting at lowest brightness and slowly dimming up to maximum brightness over a period of 30 minutes. Briefly tip the pushbutton (e.g. a hand-held wireless transmitter) to stop dim-up. Light alarm circuit is not possible in EC positions.

Switching operation for children's rooms, if activated:

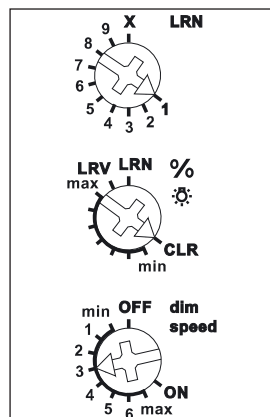
If the light is switched on by holding down the pushbutton (universal pushbutton or direction pushbutton above), it starts at the lowest brightness level after approx. 1 second and dims up slowly as long as the pushbutton is held down. The last saved brightness level is not modified.

Snooze function, if activated:

(universal pushbutton or direction pushbutton below): With a double impulse the lighting is dimmed down from the current dimming position to the minimum brightness level and switched off. The current dimming position as well as the adjustable minimum brightness level determine the dimming time (max. = 30 minutes) which can be reduced as required. It can be switched off at any time by short-time control commands during the lighting is dimmed down.

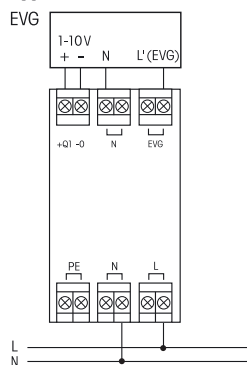
The LED below the upper function rotary switch performs during the teach-in process according to the operating instructions. It shows control commands by short flickering during operation.

Function rotary switches



Standard setting ex works.

Typical connection



Technical data page T-3.

Further settings can be made and actuators configured using the PC Tool PCT14 and the data transformer DAT71.

FSG71/1-10V	Wireless actuator Dimmer switch controller	EAN 4010312316283	105,50 €/pc.
--------------------	---	-------------------	---------------------